



# Windsor Door

America's Choice Since 1964

## ALUMINUM SECTIONAL DOOR MODEL 1800R PREMIUM DOOR



Lightweight yet strong, the Windsor Model 1800R provides a modern look with low maintenance. Choose glass lites for visibility and natural lighting, or substitute with aluminum panels. Standard clear anodized or optional powder coating make for attractive finishes. The Model 1800R is built to look good and last for years.

# WINDSOR MODEL 1800R Features

## Lightweight But Strong

Constructed of 2" thick, box-type extruded aluminum members make this door one you can count on to last for years.

## Low Maintenance Materials

Rust-free aluminum door section frames, standard aluminum panels, and heavy-duty galvanized graduated hinges keep performance up and maintenance down.

## Let the Light In

Choose up to 5 glass lite colors to provide the exact visibility and natural lighting you want.

## Door Frame Styles for the Perfect Look

Select horizontal rectangle, rectangle mix, or vertical rectangle window patterns for the perfect look to complement your home.

## Keep the Outdoors Outside

The bulb-type vinyl weather seal fits tight against the floor sealing out moisture, light and energy leaks.

## Options That Take it to the Next Level

Available options include powder coating, high or vertical lifts and 2" or 3" angle mount.

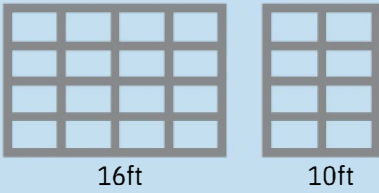


## WINDSOR DOOR

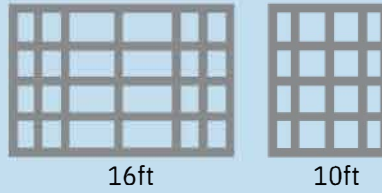
Limited Lifetime Warranty

# DOOR FRAME STYLES

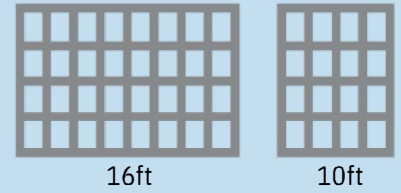
## Horizontal Rectangle Style




## Rectangle Mix Style



## Vertical Rectangle Style




## ALUMINUM FINISHES\*



Clear Anodized

Patrician Bronze



Black (9005)

Nortek Bronze (SD40)




White

## GLASS LITE COLORS\* (Actual color may vary)



Clear Glass

Satin Etch



Ripple Glass

P62 Obscure

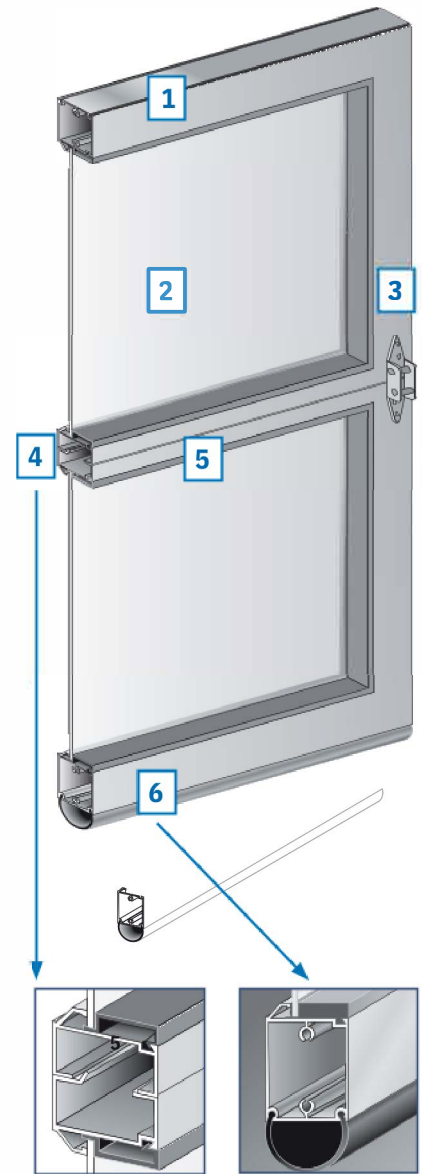


Bronze Glass

## HARDWARE FEATURES

- 1 Door section frames are constructed of 2" thick, box-type extruded aluminum members
- 2 Aluminum panels can be exchanged for factory installed glass lites or other materials up to 1/2" thick
- 3 Heavy-duty galvanized graduated hinges
- 4 Internal struts on doors\*
- 5 .040" thick aluminum panels set in a continuous vinyl gasket with butyl tape
- 6 Bottom PVC weatherstrip is full length bulb-type

\* Internal struts on doors over 10' wide. 3" 18 gauge struts on doors over 16' wide. Strut configuration may vary based on section weight





 **Windsor Door**

5800 Scott Hamilton Drive,  
Little Rock, AR 72209  
Tel 501.562.1872

For more information visit  
[windsordoor.com](http://windsordoor.com)

